

Peace and Justice Summer Reading Program Manual



Peace: Here, There, and Everywhere

Table of Contents

<i>Introduction</i>
Page 2 --- Lesson 1: Introduction to Peace
<i>Section 1: Peace Here</i>
Page 3 --- Lesson 2: Yourself
Page 4 --- Lesson 3: Family
Page 5 --- Lesson 4: Friendship
<i>Section 2: Peace There</i>
Page 6 --- Lesson 5: Church and Neighborhood
Page 7 --- Lesson 6: School
<i>Section 3: Peace Everywhere</i>
Page 8 --- Lesson 7: War and Peace
Page 9 --- Lesson 8: America
Page 10 --- Lesson 9: World Peace
<i>Conclusion</i>
Page 11 --- Lesson 10: Peace: An Overview
Page 12 --- Lesson 11: Conclusion
<i>Craft Templates and Examples</i>
Page 13 --- Lesson 1 Craft --- Fruit of the Spirit Bookmarks
Page 14 --- Lesson 2 Craft --- All About Us Flower Arrangement
Page 15 --- Lesson 3 Craft --- Father's Day Shirt Card
Page 16 --- Lesson 4 Craft --- Make a "Giving" Tree
Page 17 --- Lesson 5 Craft --- Peace Lily
Page 18 --- Lesson 6 Craft --- Make Your Own "Kindness Quilt" Patch
Page 19 --- Lesson 7 Craft --- Newspaper Mobile
Page 20 --- Lesson 8 Craft --- Good Samaritan Popsicle Puppet Scene
Page 21 --- Lesson 9 Craft --- World Pie Puzzle
Page 22 --- Lesson 10 Craft --- Paper Dove
Page 23 --- Lesson 11 Craft --- Make a "World Flag"

Lesson 1: Introduction to Peace

Peace is calmness and tranquility, a time when there are no wars happening. It is the state of having no war and no conflicts.

“An example of peace is a feeling you have on a quiet Sunday morning as you sit on a deck in the woods and watch the birds. An example of peace is when a war between two countries end and all are getting along.”
[Yourdictionary.com]

What does it mean to have peace at home? At school? In the world?

What do you think of what I say “a peaceful person?”

Verse: “But the fruit of the Spirit is love, joy, peace, patience, kindness, goodness, faithfulness, gentleness and self-control. Against such things there is no law.” (Galatians 5:22-23)

God often talks in the Bible about how He will give us peace, and His coming kingdom is a peaceful one – it's important to Him!

Book: *The Hunter and the Animals* by Tomie DePaola (a wordless book)

Talk about what is happening in each picture. How does the hunter feel? How do the animals feel?

Craft: Fruits of the Spirit bookmark

Punch a hole in the top of the bookmarks. Have the children color their bookmarks and pick ribbons to thread through the holes. Discuss the fruits—peace in particular—as the children work.

Game: Don't Wake the Dragon!

One of the leaders is “the dragon” and goes somewhere in front of the children, pretending to sleep. All the children stand up and must remain completely silent. The children are instructed to arrange themselves in a straight line from shortest to tallest without talking. If anyone talks or makes noise, the dragon wakes up! Once everyone is lined up correctly, they must all somehow silently agree they have achieved this goal, then all yell at the same time, "Got you, dragon!"

Game: Crossing the Bridge

Place masking tape on the floor such that a narrow (about one foot wide) bridge is created. Water is on either side of the tape. Half of the participants stand on one end of the bridge and half on the other. They must all cross at the same time, figuring out a good way to resolve the moment when they intersect. If someone falls in the "water", that person and all people currently on the bridge must return to their original sides of the bridge. Everyone wins once everyone is on the side opposite where they started. Play as many times as the kids seem interested!

Lesson 2: Yourself

Peace starts with you! If you are not happy with yourself, how can you show peace and kindness to others?

How does God tell us to feel inside?

Verse: “Rejoice in the Lord always. I will say it again: Rejoice! Let your gentleness be evident to all. The Lord is near. Do not be anxious about anything, but in everything, by prayer and petition, with thanksgiving, present your requests to God. And the peace of God, which transcends all understanding, will guard your hearts and your minds in Christ Jesus. Finally, brothers, whatever is true, whatever is noble, whatever is right, whatever is pure, whatever is lovely, whatever is admirable – if anything is excellent or praiseworthy – think about such things.” (Philippians 4:4-9)

- Break down this passage; discuss hard words.
- What are some good things to think about?
- What can we do when we start to worry or be anxious?

Books: *The Mixed-Up Chameleon* by Eric Carle; *I'm Gonna Like Me* by Jamie Lee Curtis and Laura Cornell

Craft: All About Us Flower Arrangement

The children will fill out each petal of his or her flower with something about them or something they like to do. The assembled flowers can be arranged on a bulletin board to make a bouquet showing how we are each unique, but all of us put together are even more beautiful.

Game: Helping the Blind

Blindfold one person and place a small ball somewhere in the room. Place a cup somewhere else in the room. Once ready, say "Go!" That person must find the ball and place it in the cup. Everyone else needs to verbally help the blindfolded person find the ball and then place it in the cup. You can set up obstacles to make this harder, depending on the age range. The children are allowed to talk to the blindfolded person, but not physically guide that person. Repeat several times if desired, with other children playing the role of the blindfolded person.

- Ask the blindfolded child what it was like having to rely on friends for guidance.

Lesson 3: Family

How can we be happy and peaceful with the people in our home?

Verse: “Let the peace of God rule in your hearts, since as members of one body you were called to peace. And be thankful.” (Col. 3:15)

- Who does this peace come from? How do we get it?
- What does it mean to let peace rule?
- “Members of one body...”: we are all told to have peace in our lives. How do we let this peace rule at home? With each of our family members? What about when someone does something we don't like?

Books: *The Quarreling Book* by Charlotte Zolotow; *You're Loveable to Me* by Kat Yeh and Sue Anderson

Craft: Father's Day Shirt Card

1. Roll construction paper so that each end touches each other, then crease to fold. This will create the shirt.
2. Cut a piece of white construction paper to fit inside the blue shirt, just enough to cover the back panel. Glue in place.
3. Fold down the corners of each flap to create the collar.
4. Draw a rectangular pocket on the right side flap with pencil, then outline with blue marker. Use scissors to cut the top of the pocket open.
5. Use white craft glue to add three buttons on the right side panel along the edge.
6. Write a thoughtful letter to your dad or other male figure in your life on the white paper inside the card.

Game: Flood!

Place an old blanket on the ground. This is an island and the flood waters are rising! Every child must move onto the blanket one at a time. The children must arrange themselves so everyone can fit on the blanket with no one in the “water.” Once they have succeeded, say “Good job!” and have them all move off the blanket. Fold up the sides of the blanket to make it smaller. Repeat this game several times until you feel the island will just be too small.

- Was the game easier or harder as the island got smaller? Why?
- When someone couldn't fit on the island, how did you make room for them to get onto the island?
- How would you feel (or did you feel) if someone didn't make room for you on the island?
- God as our Father has room for lots of people in His house and we're part of His family. Jesus says so in John 14:2-4: “My Father's house has many rooms; [...] I will come back and take you to be with me that you also may be where I am. You know the way to the place I am going.”
- Do you think God's house will run out of space like the blanket? In God's house, He can fit everyone who believes in Jesus – He will never run out of room like the island does.

Lesson 4: Friendship

We need to work in order to get along with others! Showing peace through friendship often means thinking about the other person instead of yourself (being selfless). Jesus showed us the ultimate selflessness by dying for us – He really put us first!

Verse: “Therefore, if you are offering your gift at the altar and there remember that your brother has something against you, leave your gift there in front of the altar. First go and be reconciled to your brother; then come and offer your gift.” (Matthew 5:23-24)

- Who is “your brother?”
- What does it mean to be reconciled?
- What should this verse mean for us when we are praising God and presenting our offerings?
- What should we make sure we are doing for our friends?

Books: *The Giving Tree* by Shel Silverstein; “*The Tree House*” by Lois Lowry (From *The Big Book for Peace*)

Craft: Make a “Giving” Tree

Tear tissue paper into small pieces, and glue these pieces onto a small paper plate for the top of the tree. Cut strips of cardboard for the trunk, or use the template on brown construction paper. Glue onto blue construction paper.

Game: Extension Cord!

Have the children line up in the hallway holding hands. Place the two red cups at either end of the line of kids, a bit away from the two children at either end. Tell the children that their goal is to connect the two red cups but they need to all connect together in one long line. Once they've connected the cups, congratulate them, then move the cups further away so the children need to stretch and stretch and stretch, some maybe even laying down, so long as both cups become connected again. The children must be touching in order to succeed. As the cups are continually moved, the children can link by touching feet, etc. instead of just hands. Give them assistance as needed.

- Could any of you have stretched out big enough to touch both cups all on your own? Why not?
- Sometimes God can stretch us as we do the things He wants us to do. Sometimes God wants us to do things that are very hard to do on our own, and that's when our friends who also know about Jesus can help us. Have you ever had a friend help you? What did that friend do?
- Jesus told us to love each other and that we are all His friends if we follow His commandments. He says in [John 15:12-14](#): “*My command is this: Love each other as I have loved you. Greater love has no one than this: to lay down one's life for one's friends. You are my friends if I do what I command.*”
- If Jesus is our friend, what can we do for Him? Any ideas? What does He want us to do? (i.e. what does he “command”?)

Lesson 5: Church and Neighborhood

God wants us to have peace everywhere in our lives – not just at home. As we work and play in our church and neighborhood, think about how you can show kindness to everyone.

Verse: “Finally, all of you, live in harmony with one another; be sympathetic, love as brothers, compassionate and humble. Do not repay evil with evil or insult with insult, but with blessing, because to this you were called so that you may inherit a blessing.” (1 Peter 3:8-9)

Discuss the passage, including any difficult words, and share examples of situations where we are treated badly in our lives. What should we do when this happens, according to these verses, and why?

Books: *Sam and Emma I* by Donald Nelsen; *Yoko's World of Kindness: Make New Friends* by Rosemary Wells

Talk about each story. We need to accept others who are different than us; and we need to refrain from “getting back” at people who say or do mean things to us.

Craft: Peace Lily

Draw around your hand including the wrist with the fingers spread out. Then starting with the thumb wrap the hand around a straw, piece of 1/4 inch dowel, or pencil. When the little finger is brought just past the thumb tape your spiral so it holds. It should be a tighter spiral around the wrist than the end of the fingers. Now take another pencil and roll the fingers back or outward to form the petals of your flower. Wrap the bottom of the flower to your stem with florist tape. Cut a piece of chenille 6 inches long, bend in half, curl the ends, glue in the center of your flowers for the stamen.

Game: Ball Pass!

Go into a somewhat open area and arrange the children in a circle, everyone sitting on the ground. Tell the children to sit with a bit of space between each child. You could sit in the circle as well if desired. Take the foam ball and instruct the children thusly:

- They must toss the ball gently from person to person, going around the circle.
- If someone misses a catch, the ball goes back to the beginning (first person).
- The goal is to get the ball around the circle three times without having to restart.
- If someone is being too vigorous in their throwing, they are out of the game.

You can play several times, at your discretion, widening the gap between the children each time.

- It's important that we deal with each other gently. When you throw the ball too hard, it could just bounce away. In order to get along with your neighbors in the circle and get the ball around the circle, we all needed to treat each other gently and kindly, working together.
- Here's a verse that talks about how we should get along with other children at our church and even other children in our neighborhood: 1 John 4:19-21: “*We love because he (God) first loved us. Whoever claims to love God yet hates a brother or sister is a liar. For whoever does not love their brother and sister, whom they have seen, cannot love God, whom they have not seen. And he has given us this command: Anyone who loves God must also love their brother and sister.*”

Lesson 6: School

We've learned a lot about peace this summer, and how we can show peace and kindness in every part of our lives. With the fall – and school! - coming up before long, we will be thinking ahead and talking about ways to be a peaceful witness for Jesus in our classrooms.

Verse: “Blessed are the peacemakers, for they shall be called the sons of God.” (Matthew 5:9)

What a peacemaker does:

(1) Cares about and accepts him/herself, (2) Cares about and accepts others, (3) Is patient, (4) Helps and affirms others, (5) Is creative and tries to come up with peaceful solutions even when there don't seem to be any, (6) Can change their mind, (7) Has a vision, (8) Has many different feelings, including anger, but tries his or her best to work out conflicts peacefully, (9) Is committed to try to work things out even when discouraged, (10) Is forgiving.

Discuss these items with the children; talk about what it means to do these things, and how we can be sons and daughters of God when we do them.

Books: *Yoko's World of Kindness: Bubble-Gum Radar* by Rosemary Wells; *The Kindness Quilt* by Nancy Wallace

Craft: Make Your Own “Kindness Quilt” Patch

Color in the “Kindness Quilt” page. Cut strips of colored paper to make a quilt border.

Game: Napkin Freeze

Do this in the hallway or a more open area. All the children begin at one end of the hallway/room. Each child places a paper napkin on his or her head. They all need to walk to the other end of the hallway/room and if a napkin falls off, that child must freeze. A friend can unfreeze that person by touching them gently on the arm or hand. That person then gets their napkin back and continues. All the children win once every child gets to the other side of the hallway or open area. You could put painter’s tape down to signify a finish line. Repeat as much as seems appropriate.

- To win this game, everybody needed to get to the other side. What would have (or did) happen if you did not help “unfreeze” your friends? No one would have won!
- When we follow Jesus, we need to make sure that we follow His peaceful model. Jesus is sometimes called the Prince of Peace. I'm going to read you a verse from Isaiah. Isaiah 9:5-6: (NIV) “*Every warrior's boot used in battle and every garment rolled in blood will be destined for burning, will be fuel for the fire. For to us a child is born, to us a son is given, and the government will be on his shoulders. And he will be called Wonderful Counselor, Mighty God, Everlasting Father, Prince of Peace.*”
- What do you think being a Prince of Peace means? Jesus is THE Prince of Peace. He showed us how to react when people treat us badly. When He was arrested, He did not resist. When Peter drew his sword to defend Jesus, Jesus rebuked him and told him to put that sword away. Jesus wants us to expose sin for what it is – just like He did - by not fighting sin with violence and more sin.

Lesson 7: War and Peace

Peace is such an important thing to have; and Jesus tells us we should be at peace with others. Sadly, this world doesn't usually live that way; there are always wars, people being treated unfairly, and groups arguing about who is right and hating each other for thinking differently. Think about what happens in the world when these things go on, and how the people involved feel.

Verse: “Do not repay anyone evil for evil. Be careful to do what is right in the eyes of everybody. If it is possible, as far as it depends on you, live at peace with everyone. Do not take revenge, my friends, but leave room for God's wrath, for it is written: 'It is mine to avenge; I will repay,' says the Lord. On the contrary: 'If your enemy is hungry, feed him; if he is thirsty, give him something to drink. In doing this, you will heap burning coals on his head.' Do not be overcome by evil, but overcome evil with good.” (Romans 12:17-21)

Doing what is right in the eyes of everybody doesn't always mean doing what others tell you to do. They may tell you to do things they know are wrong, and God says to do what is right. What does the Bible tell us to do when someone is our enemy? Do they have to be “an enemy”, or does that mean friends you're mad at too? What does it mean to be “overcome by evil” and how do we avoid it?

Books: *Potatoes, Potatoes* by Anita Lobel; *The Zax* by Dr. Seuss

Craft: Newspaper Mobile

Trace and cut out two of each template picture on newspaper. Glue the shapes together with a piece of yarn coming out of the top, and hang from a straw. You may need to put a spot of glue on the yarn where it ties to the straw to hold it in place.

Game: Hot Potato

Use the foam ball to play “hot potato.” Toss the ball around in a circle. Shout “Hot!” when you want the potato to become hot. The person holding the potato at that point is out. Continue until one child remains. Play a few times as desired (maybe until everyone gets a chance to win).

- How did it feel holding the potato and getting sent out when it was hot? Wouldn't it be nice if everyone could have a potato? War usually happens because someone doesn't have enough “potatoes” - things – and wants to take them from someone else. Is war a good thing?
- Tell the Bible story of the Israelites fleeing Egypt and arriving at the Red Sea. Pharaoh's men were following in chariots and they cried out at Moses, thinking they would die, scared. Exodus 14:13-14 (NIV): “Moses answered the people, 'Do not be afraid. Stand firm and you will see the deliverance the Lord will bring you today. The Egyptians you see today you will never see again. The Lord will fight for you; you need only to be still.’” Does anyone know what happens next? Parting of the red sea, Pharaoh's men drowned in the sea. Because they trusted in God.
- Hearing this story, do you think nations need to fight back? Do they need to fight each other? Will God take care of those who believe in Him? No nation completely follows God; only individual people can follow God. And when we each trust Jesus, He will take care of us.

Lesson 8: America

We are blessed to live in a country where we don't have to hide our faith in order to be safe. We can build churches and talk to people about Christ without being put in prison or kicked out of a city. People with all different opinions and ideas can talk about what they think. Often, people will try to convince others that their way is best, and everyone has to be like them, or else they aren't good enough. How can we show others that Jesus loves everyone, no matter what they do, and that He wants to be their friend and their God? Why is it important to know that we aren't "better than others"?

Verse: "Turn from evil and do good; see peace and pursue it." (Psalm 34:14)

How do we "pursue" (chase after) peace? How did the good Samaritan pursue peace? Samaritans and Jews didn't get along, yet he helped the Jew hurt on the side of the road; how can we help others who are in trouble? Does it matter if they're our friend or not – should we only help our friends?

Books: *The Sneetches* by Dr. Seuss; The Parable of the Good Samaritan – Luke 10:25-37

Craft: Good Samaritan Popsicle Puppet Scene

Cut out figures, color, and glue popsicle sticks onto the back of the figures to make puppets. For the "stage," use blue construction paper for the background; glue the inn on. Cut a strip of sand-colored construction paper 2 inches thick (the longer length), and glue onto the background just at the ends, so the puppets can slide up between the "sand" and the "sky."

Game: Lemon Peel!

Give one lemon to each child. (Oranges or apples would work too – and they could eat those at the end!). Make sure to pick fruits that have nice variations. Tell the children to "get to know your lemon." They can smell the lemons (or oranges or apples), look at them, touch them, throw them in the air, roll them around, etc. They are not allowed to peel them. After a few minutes, collect the lemons, mix them up in a basket or container, and ask the children to find their lemons in the pile. The children should be able to find them based on the way their fruit looked, its size, etc. One child's lemon might have had a big dent somewhere, another's might have been very large at one end, etc. Once they've found their lemons, collect them again, peel them, and then mix them up. Have the children try to find their lemon again. It should be more difficult this time because they look all look much more similar.

- People, like the lemons, come in all sorts of sizes, shapes, colors, and even with "dents and bruises." What are some ways people can look different or seem different on the outside?
- People, like the lemons we peeled, are "often similar on the inside." We all need Jesus because we all have sinned and are capable of selfishness. If you've ever argued with your parents, thought something mean about someone, then you've sinned, and you need Jesus. But don't worry, everyone does!
- Romans 3:22-24: (NIV) "*This righteousness is given through faith in Jesus Christ to all who believe. There is no difference between Jew and Gentile, for all have sinned and fall short of the glory of God, and all are justified freely by his grace through the redemption that came by Christ Jesus.*"
- If we all are the same, and we all need Jesus deep down, how can we help others know Him?

Lesson 9: World Peace

As we raise money for the summer reading program, it's exciting to think about helping people in another country. God wants us to share His peace and love with the world. People around the world can seem very different from us, but God made all of us, and loves each person. We are all made in His image, so even though we are each unique, we are all special to Him, and should treat each other with love and respect.

Verse: "I will make a covenant of peace with them and rid the land of wild beasts so that they may live in the desert and sleep in the forests in safety. I will bless them and the places surrounding my hill. I will send down showers in season; there will be showers of blessing." (Ezekiel 34:25-26)

These verses talk about the kingdom that God promises to give us one day. The verses after these continue on to say that no country will be allowed to rule another, and there will be enough food for everyone. Should we be trying to work towards a world like this now? If we want to be like Jesus, and this is what Jesus wants, we should try. What things can we do to help make the world a better place? Where do we start?

Books: *Is There Really a Human Race?* by Jamie Lee Curtis; *How to Make an Apple Pie and See the World* by Marjorie Priceman

Craft: World Pie Puzzle

Have the children color a paper plate all blue, then use torn pieces of green paper to glue on "land" to make a world. Glue on the Bible verse. Cut the completed plate into pie wedge shapes to make a puzzle.

Game: Musical Islands

Create several islands on the floor with painter's tape, floor mats, etc. This should be a circular arrangement of islands. Spread the children out among the islands. Play music. As the music plays, the children need to swim island from island, pantomiming swimming movements. Once the music stops, everyone needs to find an island! Encourage the children to share islands. Continue the game, removing an island from the floor every time. Come the final round, all the children will be sharing one island! Stress that they must find room for everyone, even as the number of islands begins to dwindle.

- Did this game get easier or harder when the islands started going away? What made it get easier or harder?
- We needed to make space for each other as we kept losing islands. All around the world, lots of people don't have the things we have. Wouldn't it be nice to share our "islands" with those people? We want to raise money for the summer reading program. How can we make sure people sign up for our book reading sheets? If we read peace books this summer from the list, we can help share God's peace with other people.
- This kind of charity, this kind of giving, could be considered "bringing peace to others." If we know Jesus, we'll want to give people that peace too. Here's a verse in Isaiah that shows what it looks like to have God's peace and share it with others. God's creation rejoices when we go forth in God's peace: Isaiah 55:12: "*For you shall go out in joy and be led forth in peace; the mountains and the hills before you shall break forth in singing, and all the trees of the field shall clap their hands.*"

Lesson 10: Peace: An Overview

We've been studying a few of the many things that make up living a peaceful life. Let's think about what we've learned being a "peacemaker" means.

Verse: "Let us therefore make every effort to do what leads to peace and to mutual edification." (Romans 14:19)

"Edification" means teaching someone to be a better person, or making their faith stronger. How can we help ourselves and others be good Christians, and do things that "lead to peace"? Why should we be working to do this? Picture yourself as a peacemaker – what are you doing? What things can you do?

Books: *Paulie Pastrami Achieves World Peace* by James Proimos; *The Peace Book* by Todd Parr

Craft: Paper Dove

Cut out dove from template. Fold tissue paper accordion style, then glue or tape one end to make a fan shape. Glue onto the wings and tail. Punch a hole in the back to thread yarn through so the kids may hang up their dove.

Game: Polite Polly Says

This game idea is similar to Simon Says but it stresses good behavior. The adult will lead the game, taking the role of "Polite Polly" (or "Polite Paul"). The leader will say something like, "Polite Polly says 'Say thank you to your neighbor!'" This is a polite thing to do, so the children should carry out this command. However, if the leader says something like, "Polite Polly says stick out your tongues at each other!" the children should NOT carry out that command. In that case, any child who does the misbehavior will be out of the round. Continue playing until one child remains or you're out of statements (the kids might catch on pretty quickly and not get "out"). Play multiple rounds as desired. Here are some polite and impolite statements to start from:

Polite	Impolite
Say please (make begging motion)	Stick out your tongue (stick out your tongue)
Help someone up (motion pullin someone up)	Make fun of a friend (wag your finger)
Give a friend a present (motion handing a box)	Get angry (stomp your feet)
Close doors quietly (motion closing a door)	Say mean things about a friend (whisperwith hand over mouth)
Put your toys away (motion picking up items)	Push friends out of the way (motion shoving)
Make your bed (motion smoothing sheets)	Yell "That's mine!" (motion pulling something)
Comfort a sad friend (motion patting on back)	Steal a friend's toy (motion taking something)
Listen to your parents (cup an ear with hand)	Yell at your parents (both hands cupped around mouth)
Pray to God (motion hands folded upward)	Cry when you lose a game (motion rubbing eyes)
Read your Bible (motion hands folded like a book)	Pull a dog's tail (motion pulling a tail)
Tell a friend about Jesus (both hands cupped around mouth)	Kick a wall (motion a gentle kick forward)

- The things we do and say are so important. The whole world sees us and we defeat the enemies of God not through fighting, but through our words and deeds.
- Read [Isaiah 11:3-5](#) and discuss how Jesus' words carry so much power.

Lesson 11: Conclusion

Summer is finishing up, and our reading program is done today – we have spent these last three months looking at peace in our home, our community, and our world. We have learned Bible verses that talk about peace, and how God wants us to live. Let's try to keep these things we've learned in mind as we continue to share Jesus' love with our family and friends.

What are examples of ways we can show peace... (1) at home? (2) with friends? (3) at school? (4) in the world?

Verse: “Peace I leave with you; my peace I give to you. I do not give to you as the world gives. Do not let your hearts be troubled and do not be afraid.” (John 14:27)

What does having Jesus' peace mean to you? Is there anything we should be afraid of? Can being afraid keep us from doing things God asks us to do? Does the world give us real, forever peace? Does having God's peace mean we will never be afraid again? What is the difference between “never being afraid” and “having nothing to fear”?

Books: *Can You Say Peace?* by Karen Katz; *A Little Peace* by Barbara Kerley

Craft: Make a “World Flag”

Each country has a flag that represents their people; what if the world was just one big country with one flag? Use stickers/cut paper, etc. Let the children have free reign about what a flag for everyone would look like, or use a template.

Game: Bubble Catch!

Go into a somewhat open area and blow some bubbles for the children. Tell the kids they need to each try to catch a bubble and once they catch the bubble they need to hold it in their hand(s) as long as they can before it pops! Play this as long as you want, ideally giving each child at least once chance to successfully hold a bubble for a period of time. *Tip: giving the children some sort of mittens, gloves, or socks to wear on their hands will make this an easier task.*

- What do you think was the best way to catch a bubble? What was the best way to hold a bubble once you caught it? What made this hard? Was it because you weren't gentle enough? Was it because you weren't strong enough? If you decided to smack a bubble, what would happen – would that have worked out well?
- The bubbles are very, very delicate, and we need to be careful when we catch them. God is very gentle with us as well. Jesus says so: Matthew 11:28-29: “Come to me, all you who are weary and burdened, and I will give you rest. Take my yoke upon you and learn from me, for I am gentle and humble in heart, and you will find rest for your souls.”
- Should we try to be like Jesus? If Jesus is gentle with all sorts of people, should we also be gentle with other people? Gentle like we were with the bubbles?
- This is what peace is – following Jesus' example. This makes God happy with us because we are being friends with everyone that He created, just like He was friends with so many different people when He came down to earth!

Lesson 1 Craft – Fruit of the Spirit Bookmarks



But the fruit of
the Spirit is love,
joy, peace,
patience,
kindness,
goodness,
faithfulness,
gentleness and
self-control.




But the fruit of
the Spirit is love,
joy, peace,
patience,
kindness,
goodness,
faithfulness,
gentleness and
self-control.



But the fruit of
the Spirit is love,
joy, peace,
patience,
kindness,
goodness,
faithfulness,
gentleness and
self-control.

Lesson 2 Craft – All About Us Flower Arrangement

FLOWER TEMPLATE




www.polkadotmaker.com

Lesson 3 Craft – Father's Day Shirt Card



Lesson 4 Craft – Make a “Giving Tree”



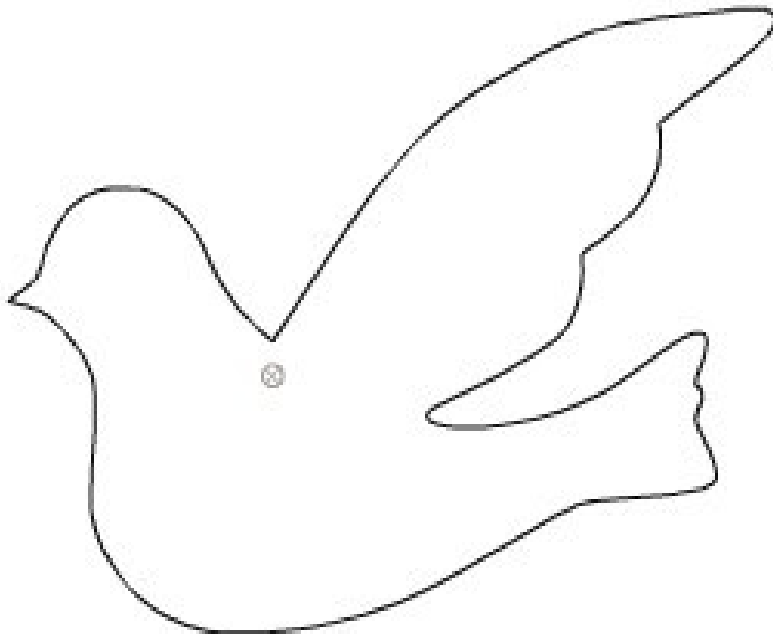


Lesson 5 Craft – Peace Lily



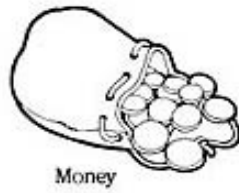

Lesson 6 Craft – Make Your Own “Kindness Quilt” Patch



Lesson 7 Craft – Newspaper Mobile



Lesson 8 Craft – Good Samaritan Popsicle Puppet Scene



I will make a covenant of peace with them.

Ezekiel 34:25a

I will make a covenant of peace with them.

Ezekiel 34:25a

I will make a covenant of peace with them.

Ezekiel 34:25a


I will make a covenant of peace with them.

Ezekiel 34:25a

I will make a covenant of peace with them.

Ezekiel 34:25a

Lesson 10 Craft – Paper Dove



Lesson 11 Craft – Make a “World Flag”

